


18,627-2
Hunt County, Texas
Office of the Auditor

FILED FOR RECORD
at 2:00 o'clock P M

PAYROLL REPORT

FEB 13 2024

February 13th, 2024

BECKY LANDRUM
County Clerk, Hunt County, Tex.
By 

I approve the following payroll and hereby request the Court's approval.


Mary Corcoran, County Auditor


SUMMARY OF PAYROLL REPORT TO BE APPROVED

The Commissioners Court of Hunt County hereby approves the attached payroll report prepared by the respective county officials for the pay period ended February 3rd, 2024.

Total Payroll

\$ 1,071,679.17

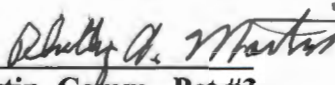
APPROVED BY COMMISSIONERS COURT:



Bobby Stovall, Hunt County Judge


Mark Hutchins, Comm., Pct #1




David Monroe, Comm., Pct #2


Phillip Martin, Comm., Pct #3


Steven Harrison, Comm., Pct #4

ATTEST:


Becky Landrum, County Clerk

2-13-2024
Date

DEPT: ALL

PAYROLL NO#: 01

PAY PERIOD BEGINNING: 1/21/2024

PAY PERIOD ENDING: 2/03/2024

** (CONTINUED) **

DATE	ORG FUND ACCOUNT	CODE/RATE	HOURLY RATE	HOURS	AMOUNT
HOPA	835.75 21,915.02		SEB SEB	355.00	
WDPA	1,040.00 28,004.31		SEC SEC	1822.50	
INTR	0.00 100.00		UNC UNC	77.73	
RCST	0.00 41.37		VOL VOL	758.50	
S/B	138.24 0.00				
SCAP	0.00 307.70				
TOTALS:	6,052.20 1070,921.42		757.75	119942.22	360202.39

168,726.28 79892.99

-----DEPARTMENT RECAP-----

DEPT NO#	GROSS	REGULAR	OVERTIME	LEAVE	OTHER	BENEFITS	DEDUCTIONS	TAXES	NET
10-0100	11,717.15	10,124.84	0.00	0.00	1,592.31	0.00	1,323.52	2,046.86	8,346.77
10-0200	1,973.23	1,973.23	0.00	0.00	0.00	0.00	567.23	253.54	1,152.46
10-0201	5,656.35	5,522.12	0.00	0.00	69.23	65.00	420.78	987.57	4,183.00
10-0300	27,389.97	26,949.58	0.00	0.00	440.39	0.00	3,251.19	3,784.80	20,353.98
10-0400	17,895.60	14,307.15	0.00	0.00	3,588.45	0.00	1,999.78	3,612.36	12,283.46
10-0402	18,022.54	14,307.15	0.00	0.00	3,715.39	0.00	2,427.51	2,926.84	12,668.19
10-0500	11,723.89	10,806.85	0.00	236.26	680.78	0.00	1,287.38	1,905.03	8,531.48
10-0600	11,525.72	10,806.85	0.00	0.00	718.87	0.00	1,019.75	2,085.98	8,419.99
10-0700	23,536.21	23,138.13	0.00	0.00	398.08	0.00	3,321.32	3,534.96	16,679.93
10-0800	9,829.26	9,038.24	0.00	0.00	791.02	0.00	1,309.81	1,432.73	7,086.72
10-0900	8,946.45	8,153.50	0.00	0.00	792.95	0.00	1,663.69	1,272.71	6,010.05
10-1000	7,057.17	6,362.30	0.00	0.00	694.87	0.00	1,133.01	780.72	5,143.44
10-1100	5,522.40	4,781.38	0.00	0.00	741.02	0.00	654.83	751.04	4,116.53
10-1200	7,404.06	6,738.03	0.00	0.00	666.03	0.00	639.06	1,078.03	5,686.97
10-1234	6,462.66	6,462.66	0.00	0.00	0.00	0.00	1,109.24	806.00	4,547.42
10-1300	47,895.60	43,654.36	0.00	0.00	4,117.49	123.75	4,782.37	7,831.18	35,158.30
10-1400	40,438.19	36,621.09	0.00	21.48	3,795.62	0.00	4,900.80	6,849.51	28,687.88
10-1500	20,391.28	19,914.00	0.00	21.51	455.77	0.00	1,914.13	3,682.50	14,794.65
10-1600	8,216.05	7,678.05	0.00	145.69	392.31	0.00	613.51	1,229.16	6,373.38
10-1700	43,188.66	41,895.96	0.00	167.71	1,124.99	0.00	6,769.39	5,868.81	30,550.46
10-1800	21,215.43	20,064.37	0.00	844.44	184.62	122.00	2,285.67	3,369.86	15,437.90
10-1900	215,255.58	158,067.92	0.00	19,337.67	37,724.99	125.00	22,314.70	34,097.83	158,718.05
10-2000	215,123.35	172,201.43	0.00	4,449.49	38,472.43	0.00	22,957.10	35,829.96	156,336.29
10-2200	8,946.23	8,738.54	0.00	0.00	207.69	0.00	1,073.83	1,143.58	6,728.82
10-2300	3,724.39	3,724.39	0.00	0.00	0.00	0.00	191.59	413.84	3,118.96
10-2400	12,662.26	11,417.22	0.00	0.00	1,245.04	0.00	1,282.80	1,870.66	9,508.80
10-2500	2,862.92	2,805.23	0.00	0.00	57.69	0.00	231.21	444.97	2,186.74
10-2600	2,805.23	2,805.23	0.00	0.00	0.00	0.00	196.80	474.74	2,133.69
10-2700	6,769.43	6,688.65	0.00	0.00	80.78	0.00	574.95	700.82	5,493.66
10-2800	4,237.50	0.00	0.00	0.00	4,237.50	0.00	0.00	547.13	3,690.37
10-3000	7,388.02	6,533.54	0.00	0.00	854.48	0.00	521.34	1,298.94	5,567.74
10-3100	11,743.26	11,634.61	0.00	0.00	46.15	62.50	1,453.84	1,384.10	8,842.82
10-3200	8,573.74	8,277.58	0.00	0.00	296.16	0.00	1,131.31	1,527.81	5,914.62

DEPT: ALL

PAYROLL NO#: 01

PAY PERIOD BEGINNING: 1/21/2024

PAY PERIOD ENDING: 2/03/2024

-----DEPARTMENT RECAP-----

DEPT NO#	GROSS	REGULAR	OVERTIME	LEAVE	OTHER	BENEFITS	DEDUCTIONS	TAXES	NET
10-3400	11,952.51	11,268.40	0.00	598.96	85.15	0.00	780.76	1,419.70	9,752.05
10-4000	20,354.70	16,951.51	0.00	337.77	3,065.42	0.00	4,399.91	4,047.41	11,907.38
10-5100	4,931.73	4,897.11	0.00	0.00	34.62	0.00	549.02	831.56	3,551.15
10-5200	9,455.33	7,827.95	0.00	1,071.60	555.78	0.00	1,228.68	1,556.45	6,670.20
10-5900	4,731.38	4,538.69	0.00	0.00	132.69	60.00	442.96	697.45	3,530.97
15-5500	6,476.02	5,782.27	0.00	397.60	296.15	0.00	669.52	912.31	4,894.19
20-4100	280.77	0.00	0.00	0.00	280.77	0.00	0.00	33.98	246.79
21-3500	25,090.62	23,080.16	0.00	161.62	1,791.34	57.50	1,968.55	3,273.11	19,791.46
22-3600	31,099.08	29,007.93	0.00	269.15	1,762.50	59.50	2,715.24	4,536.11	23,788.23
23-3700	31,342.94	29,390.23	0.00	0.00	1,895.21	57.50	3,196.82	5,132.48	22,956.14
24-3800	30,840.57	28,874.23	0.00	0.00	1,941.34	25.00	3,612.11	4,612.47	22,590.99
26-2200	2,326.92	2,326.92	0.00	0.00	0.00	0.00	165.26	284.61	1,877.05
26-4800	9,119.49	9,050.26	0.00	0.00	69.23	0.00	1,046.76	1,215.09	6,857.64
81-0300	1,523.08	1,523.08	0.00	0.00	0.00	0.00	293.37	209.71	1,020.00
82-5200	437.50	437.50	0.00	0.00	0.00	0.00	16.63	83.47	337.40
95-7100	25,616.75	23,983.62	0.00	495.36	1,137.77	0.00	3,533.19	4,055.80	18,027.76

TOTALS	1,071,679.17	921,134.04	0.00	28,556.31	121,231.07	757.75	119,942.22	168,726.28	782,252.92
--------	--------------	------------	------	-----------	------------	--------	------------	------------	------------

=====

REGULAR INPUT: 417 MANUAL INPUT: 0 CHECK STUB COUNT: 0 DIRECT DEPOSIT STUB COUNT: 417